



ELCOMMTECH Corporation

144HS-VR/DX-M1

Fiber Optic

Digital Video Receiver & 2Ch. RS-422 Data Transceiver

Singlemode

Single Fiber Operation

Elcommtech Corp.
2620 Ocean Parkway, Suite 4H
Brooklyn NY 11235
(718)743-2869 Fax: (718)648-3642
E-Mail: sales@elcommtech.com
Internet: <http://www.elcommtech.com>

Specifications

Video Performance

Video Input Impedance	75 ohm (balanced)
Video Input Voltage	1V p-p NTSC, 1.3Vp-p PAL
Video Connector	BNC
Frequency Response	10 Hz to 6.5MHz(-1dB)
Signal to Noise Ratio	65dB as per RS250C
Differential Gain	< 0.6%
Differential Phase	< 0.5 deg
K-2T Factor	<1.0%

Optical Performance

Light Source	Laser
Wavelength	1310/1550nm
Optical Connector	ST, FC or SC
Single mode - Core Diameter	8 - 10u
Optical Power Output	-5 dBm
Receiver Sensitivity	- 33dBm
Loss Budget	28dB
Operating Temperature	-30deg C to +65deg C
Dimensions	172mm(L), 126mm(W), 36mm(D)
Power Requirements	12V AC or DC @ 350mA 24VAC @ 250mA

Data Interface

Data Interface	2 x RS-422 Duplex
Data Rate	Up to 1.6 Mb/sec

Introduction :

The Elcommtech 144HS-VR/DX-M1 forms part of a singlemode, single fiber video and data fiber optic transmission system. Using high speed digital signal processing and operating as a dual window 1310/1550nm single fiber unit, the 144HS-VR/DX-M1 provides the following facilities in a 172mm x 126mm x 36mm free standing module.

Optical Receiver for : Composite Video signal & 2x RS-422 Data Channels

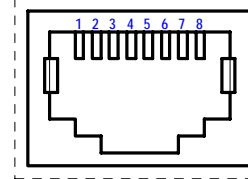
Optical Transmitter for : 2x RS-422 Data Channels

Indicators :- All indicators are located on the top of the module.

Indicator		
Power	off	The unit is not powered
	green	Power connected
Video Output	off	No video output or insufficient video signal present
	green	Composite video signal present
Data Link	off	No received optical signal present
	green	Optical signal received
Data Tx1	off	No data signal present at the optical transmitter Ch.1 input
	red	Data signal is present at the optical transmitter Ch.1 input
Data Rx1	off	No data signal present at the optical receiver Ch.1 output
	green	Data signal is present at the optical receiver Ch.1 output
Data Tx2	off	No data signal present at the optical transmitter Ch.2 input
	red	Data signal is present to the optical transmitter Ch.2 input
Data Rx2	off	No data signal present at the optical receiver Ch.2 output
	green	Data signal is available at the optical receiver Ch.2 output

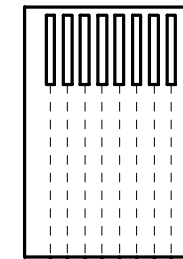
Data Connector Pinouts

Data Port - RJ45 Modular Receptacle

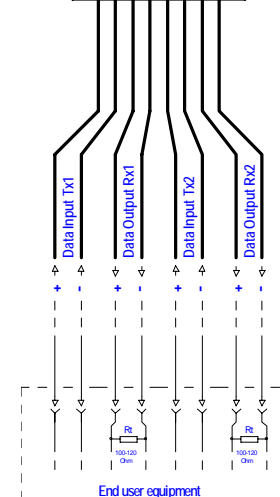


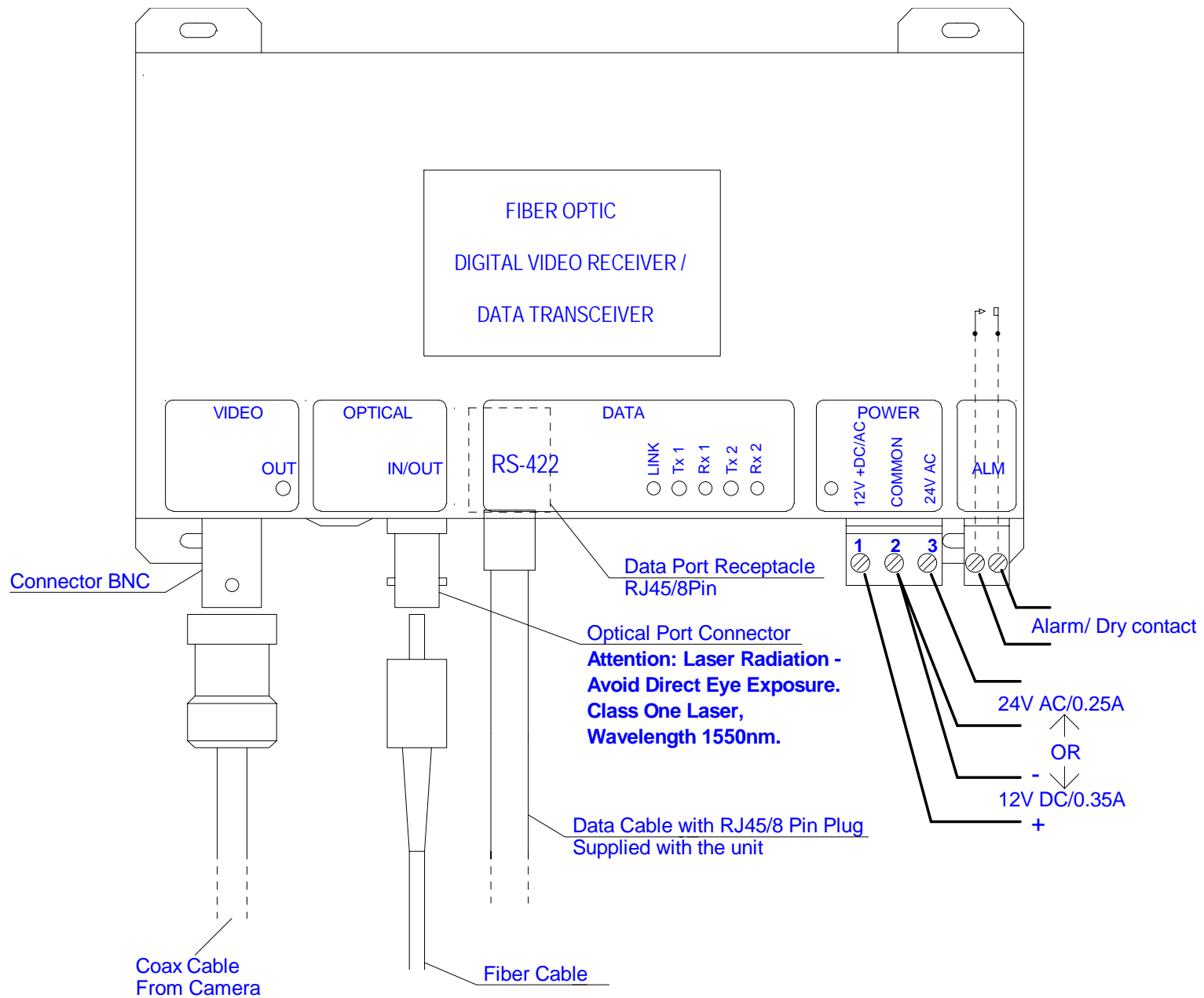
RS-422 Data Port Connector

RS-422	Tx1 (IN1)	Rx1 (OUT1)	Tx2 (IN2)	Rx2 (OUT2)
DATA SIGNAL +	1	3	5	7
DATA SIGNAL -	2	4	6	8



Data Cable - RJ45 Plug





144HS-VR/DX-M1 Video Receiver / Data Transceiver Connections