



ELCOMMTECH Corporation

044M-DX2-M1,2

2Ch. RS-422 Data Transceiver

Multimode

Single or Dual Fiber Operation

Elcommtech Corp.
2620 Ocean Parkway, Suite 4H
Brooklyn NY 11235
(718)743-2869 Fax: (718)648-3642
E-Mail: sales@elcommtech.com
Internet: <http://www.elcommtech.com>

Specifications:

Optical Performance

Light Source	Laser/850nm and/or LED/1300nm
Wavelength	850 and/or 1300nm
Optical Connector	ST or SC
Single mode - Core Diameter	8 - 10u
Optical Power Output	-3dBm @ 850nm -14dBm @ 1300nm
Receiver Sensitivity	-32dBm/2 fiber @ 850nm -34dBm/2 fiber @ 1300nm -30dBm/1 fiber @ 850nm -32dBm/1 fiber @ 1300nm
Operating Temperature	-30 °C to +70 °C
Dimensions	6.86"(172mm) x 4.95"(126mm) x x 1.4"(36mm)
Power Requirements	12V AC or DC @ 300mA; 24VAC @ 200mA

Data Interface

Data Interface	RS-422
Data Rate	Up to 6 Mb/sec

Introduction :

The Elcommtech 044M-DX2-M1,2 forms part of a singlemode, single or dual fiber data fiber optic duplex transmission system. Using frequency modulation and operating as a single or dual window 850/1300nm, single or dual fiber unit, the 044M-DX2-M1,2 provides the following facilities in a 172mm x 126mm x 36mm free standing module.

Optical Transmitter for: 2 x RS-422 Data Channels

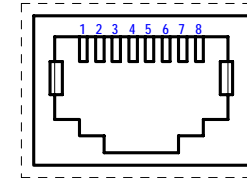
Optical Receiver for: 2 x RS-422 Data Channels

Indicators : All indicators are located on the top of the module.

Indicator		
Power	off	The unit is not powered
	green	Power connected
Data Link	off	No received optical signal present
	green	Optical signal received
Data Tx1	off	No data signal present at the optical transmitter Ch.1 input
	red	Data signal is present at the optical transmitter Ch.1 input
Data Rx1	off	No data signal present at the optical receiver Ch.1 output
	green	Data signal is present at the optical receiver Ch.1 output
Data Tx2	off	No data signal present at the optical transmitter Ch.2 input
	red	Data signal is present to the optical transmitter Ch.2 input
Data Rx2	off	No data signal present at the optical receiver Ch.2 output
	green	Data signal is available at the optical receiver Ch.2 output

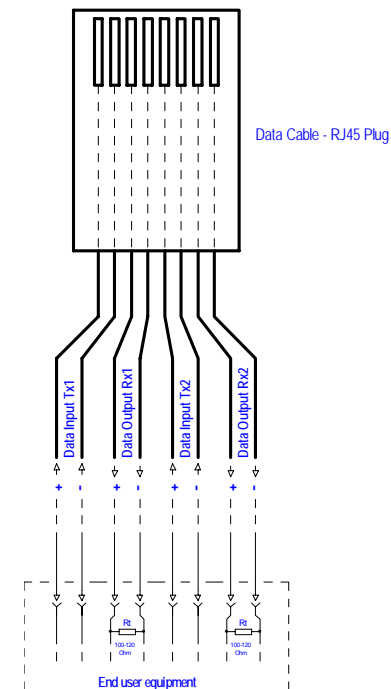
Data Connector Pinouts

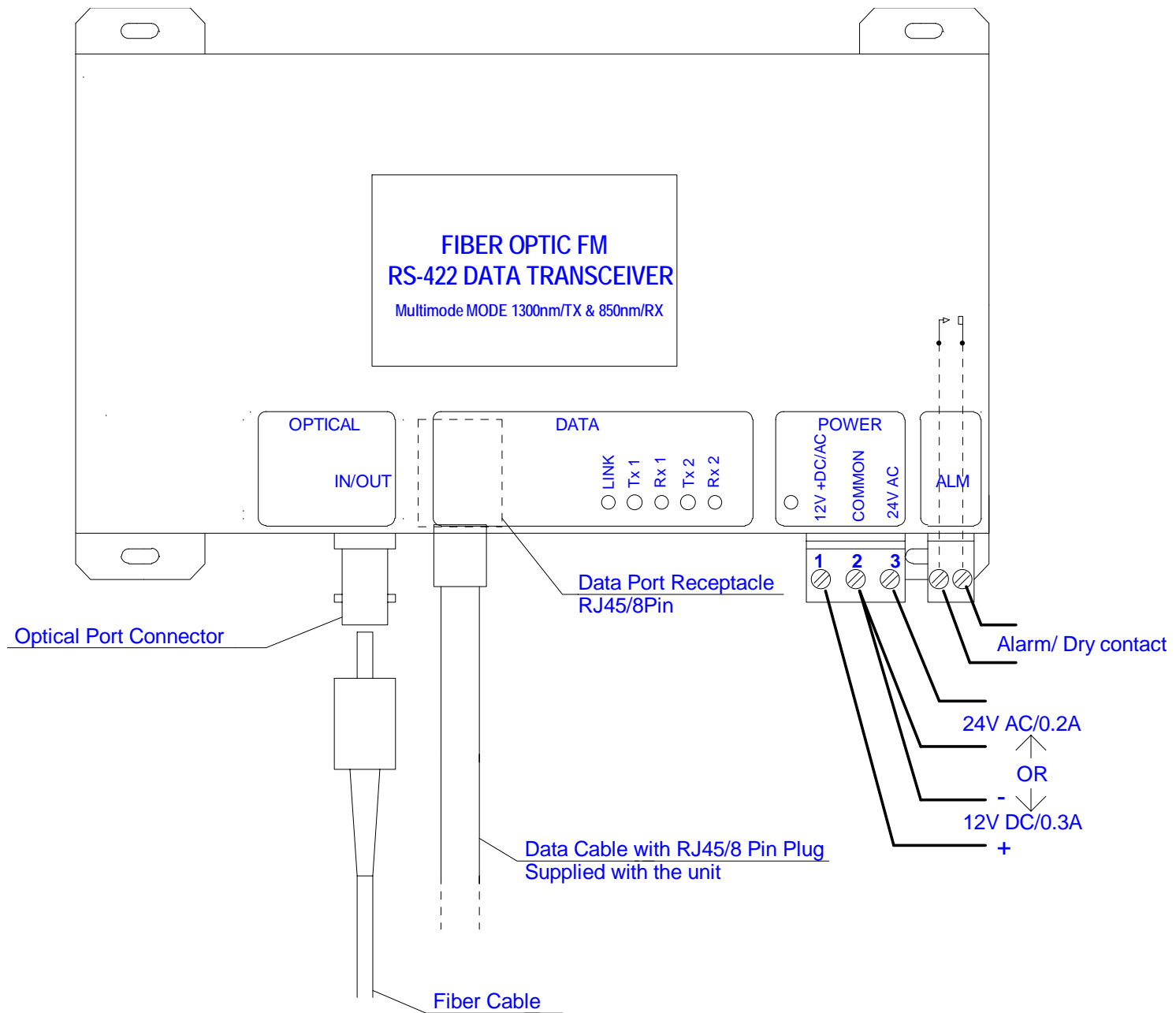
Data Port - RJ45 Modular Receptacle



RS-422 Data Port Connector

RS-422	Tx1 (IN1)	Rx1 (OUT1)	Tx2 (IN2)	Rx2 (OUT2)
DATA SIGNAL +	1	3	5	7
DATA SIGNAL -	2	4	6	8





044M-DX2-M1ST RS-422 Data Transceiver Connections